



Outdoor Heated Emergency Safety Showers  
**STD-H-2K**  
 STD-J-2K

**Outdoor Heated Emergency Safety Shower**

Hughes Safety Showers manufacture an Outdoor wall mounted Emergency Safety Shower which is trace tape heated and pre-insulated.

This unit also features a wall mounting plate and has an alternative water inlet. A sign box is also fitted which incorporates 'Emergency Shower' signs.

Pipework available in Galvanised Mild Steel or Stainless Steel.

Also available without heating STD-J-2K.



**OUTDOOR HEATED EMERGENCY SAFETY SHOWER**

- Designed in accordance with ANSI and EU guidelines
- Wall mounted Emergency Safety Shower
- Insulated and trace tape heated for frost protection
- Hughes ball valve for greater reliability and longer life
- Sign Box fitted as standard which has the facility to include an optional indicator light to increase visibility of the Safety Shower
- Choice of optional components including alarms

**Specification**

The shower is operated by a pull handle for ease of use in an emergency. It has a removable self-draining overhead shower nozzle, which is specifically designed for high flow rates in line with ANSI and EU standards.

The 'Emergency Shower' sign is to International Standard BS EN ISO 7010. The shower is pre-insulated with polyurethane foam to provide maximum insulation and has a corrosion resistant polyethylene outer jacket.

This unit also features a wall mounting plate and has an alternative water inlet.

**Hughes Ball Valve**

- Designed using the latest 3D modelling software
- Specifically developed for Hughes Emergency Shower and Eye wash equipment
- Stainless steel construction to cope with the harshest atmospheres
- Low operating torque designed for ease of operation
- Tested and witnessed by independent test house specialist
- Designed for rough service

All valves are easily removable for servicing and maintenance.





**Outdoor Heated Emergency Safety Showers**  
**STD-H-2K**  
 STD-J-2K

**TECHNICAL DETAILS**

**Outdoor Heated Emergency Safety Shower**

**MATERIALS OF CONSTRUCTION**

PIPEWORK & FITTINGS (K)	Galvanised Mild Steel with 150lb medium wall tubulars and fittings
PIPEWORK & FITTINGS (KS)	316L Stainless Steel with 150lb medium wall tubulars and fittings
OPERATING VALVE	Hughes - 316 Stainless Steel
SHOWER SPRAY OUTLET	Hughes Shower Nozzle Moulded Nylon 6
INSULATION & OUTER CASING	Polyurethane Foam insulation with a Medium Density Polyethylene impact resistant Outer Casing
STANDARD FINISH	White (alternative colours available)

**SERVICES**

WATER INLET	1" Female BSP
DESIGN OPERATING PRESSURE	1.5 to 6 BAR G (Higher supply pressures accommodated with the incorporation of the optional Pressure Reducing Valve)
HEATING TYPE	Trace Tape Heated and Pre-insulated
HEATING LOAD	12 Watts
ELECTRICAL EQUIPMENT - Non Hazardous	Suitable for use in areas classified as Non-Hazardous
ELECTRICAL EQUIPMENT - Hazardous	ATEX Zone 1 & 2 Gas Groups IIA and IIB, Temp Class T3 (IIC available)
ELECTRIC SUPPLY	240V Single Phase, 50/60Hz or 110V available
TEST PRESSURE	10.3 BAR G
MINIMUM FLOW AT OPERATING PRESSURE	Shower: 76 litres/minute minimum

**ENVIRONMENTAL OPERATING TEMPERATURE**

MINIMUM AMBIENT OPERATING TEMP	-35° C (-31° F)
MAXIMUM AMBIENT OPERATING TEMP	35° C (95° F)

**ACTIVATION/OPERATION**

SHOWER OPERATION	Pull Handle
------------------	-------------


**WEIGHTS and DIMENSIONS**

OVERALL DIMENSIONS	255(W) x 975(D) x 590mm(H)
WEIGHT - UNPACKED	18Kg (No Options)

**Standards**



- ALLOCATE A LOCATION REFERENCE FOR EASE OF IDENTIFICATION
- ALL UNITS TO BE ACTIVATED WEEKLY - ANSI Z358.1 2014
- SAFETY SHOWER/EYE WASH MUST BE LOCATED WITHIN 10 SECONDS OR 15 METRES OF A POTENTIAL HAZARD - ANSI Z358.1 2014
- THE UNIT MUST BE LOCATED ON THE SAME LEVEL AS THE HAZARD AND THE PATH OF TRAVEL & LOCAL AREA SHOULD BE FREE FROM OBSTRUCTIONS - ANSI Z358.1 2014
- THE UNIT SHOULD BE WELL LIT AND IDENTIFIED WITH HIGHLY VISIBLE SIGNAGE TO BS EN ISO 7010 - ANSI Z358.1 2014
- FLUSH FOR SUFFICIENT DURATION TO PURGE THE SUPPLY PIPE WITH FRESH WATER
- REPLACE WORN OR ILLEGIBLE SAFETY SIGNS AND STICKERS
- SIGN & DATE SERVICE TAG WHEN SERVICE COMPLETED



**HUGHES**

**HUGHES-SAFETY-SHOWERS.CO.UK**





Outdoor Heated Emergency Safety Showers  
**STD-H-2K**  
 STD-J-2K

OPTIONS

Options



Lighting for Sign Box



Shower Proximity Switch



Flow Switch



Audible/Visual Alarm



Audible Alarm



Visual Alarm



Pressure Reducing Valve



Scald Protection Valve





Freeze Protection Valve



Inlet Flange

	Optional Fittings	Lighting for Sign Box	Shower Proximity Switch	Flow Switch	Audible Visual Alarm	Audible Alarm	Visual Alarm	Brass Pressure Reducing Valve	Scald Protection Valve	Freeze Protection Valve	Inlet Flange
STD-H-2K	●	●	●	●	●	●	●	●	●	●	●
STD-H-2KS	●	●	●	●	●	●	●	●	●	●	●
STD-J-2K	●	●	●	●	●	●	●	●	●	●	●





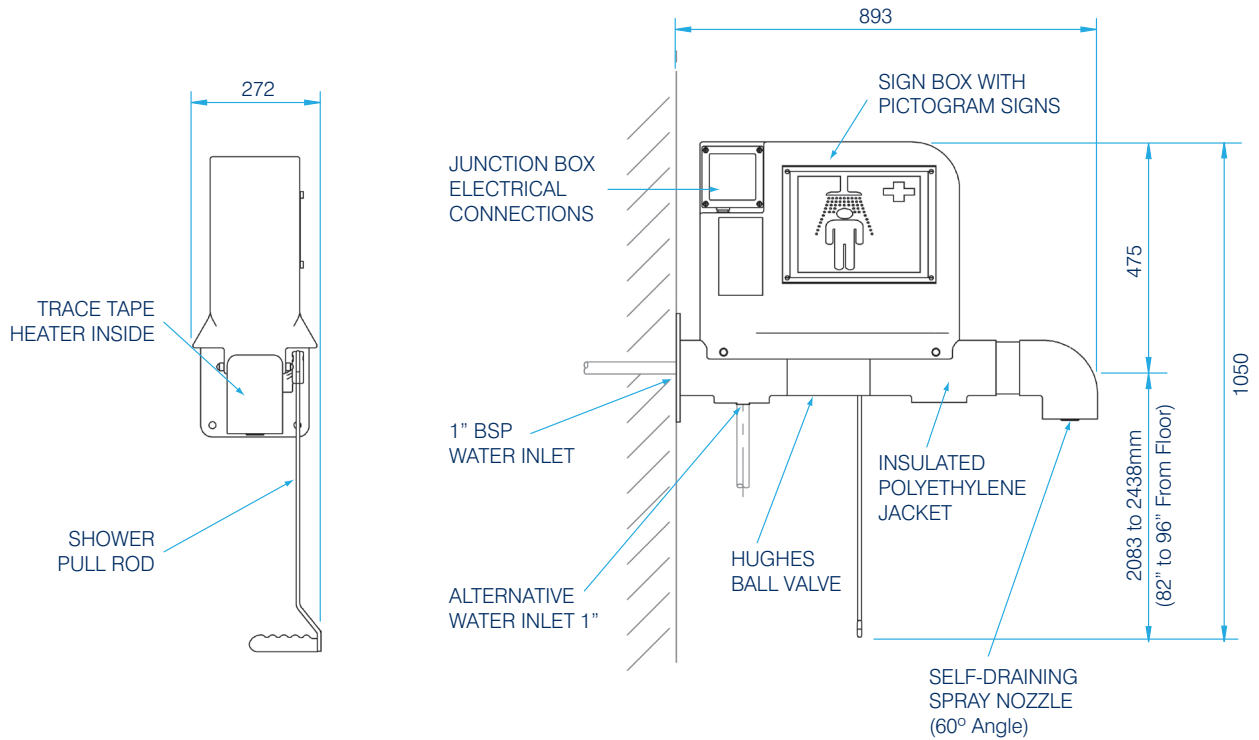
Outdoor Heated Emergency Safety Showers  
**STD-H-2K**  
 STD-J-2K

**HUGHES**

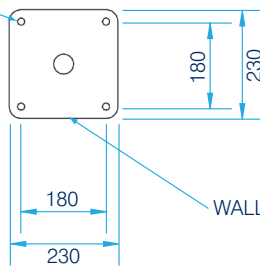


HUGHES-SAFETY-SHOWERS.CO.UK

**G.A. DRAWING**



4 HOLES Ø15 FOR HOLD DOWN BOLTS



WALL MOUNTING PLATE



**HUGHES SAFETY SHOWERS LTD**

Whitefield Road, Bredbury, Stockport, Cheshire, SK6 2SS England, UK.

**T: +44 (0)161 430 6618**

**E: info@hughes-safety-showers.co.uk F: +44 (0)161 430 7928**

**www.hughes-safety-showers.co.uk**

Registered No. 0939240. VAT Registration No. 918 5005 32. Hughes Safety Showers Ltd is a wholly owned subsidiary of the JD Hughes Group PLC.

